SERIES TA AIR & HYDRAULIC CYLINDERS DOUBLE & SINGLE ACTING

Quality Manufacturers of Air and Hydraulic Products

AIR SERVICE: 250PSI; HYDRAULIC SERVICE: 1000PSI

Bores ¾″ through 2″—7 mounting styles, strokes to suit your needs.

BAKELAAR DESIGNS—QUALITY & SERVICE SINCE 1948

HIGHEST QUALITY, LONG WEAR CYLINDERS MADE FOR YOU!



INNOVATIVE DESIGNS AVAILABLE

YEARS OF MANUFACTURING EXPERIENCE

We have an excellent rebuild and service department to service our products.



Our new, modern, efficient plant in Wyckoff, NJ

We have High Tech high production rate machinery. What parts can we manufacture for you?

COPYRIGHT 1993 AIR & HYDRAULIC POWER, INC.

AIR & HYDRAULIC POWER, INC.

Manufacturers of • Air Cylinders • Hydraulic Cylinders • Mini-Space® Pancake Style Air & Hydraulic Short Stroke Cylinders • Air & Hydraulic Tooling Clamps • Air Valves • Mill Type Hydraulic Cylinders • Hydraulic Valves • Hydraulic Hand Pumps • Accumulators • Filters, Regulators, Lubricators • Positioners, Controls, etc. • Swivels • Shock Absorbers • Accessories • Specials

Box 159, 555 Goffle Road, Wyckoff, N.J. 07481-0159 (201) 447-1589 FAX 201-447-0302

Series "TA"—Air & Hydraulic Cylinders Air Service: 150PSI, Hydraulic Service: 1000PSI

"BAKELAAR" DESIGNED.

This ATA air cylinder is shown with round aluminum heads, also manufactured with square heads, or combinations thereof.

All Air TA series (ATA) made with bodies (tubes) in brass.

The design of the Series TA Cylinder is the result of many years experience in the manufacturing and design of threaded head, hydraulic and pneumatic cylinders. Our nearly 40 years experience in the design and manufacture of small bore cylinders has convinced us that a compact cylinder designed with a high factor of safety is a must in the requirements of every machine designer and manufacturer. We have accomplished just that in the design of the Series TA Cylinder. We offer it to the trade with confidence that the pride of workmanship plus the high standards of quality control shall make Series TA Cylinders a necessity for automatic machinery builders and for many others.



Pictured is series TA Cylinder Model ATA Air Cylinder, with square heads.

A high quality, rugged, compact cylinder designed primarily for air and medium pressure hydraulic service.
24 different models to choose from; including double acting, single acting valve-in-head models.
Pressures to 250PSI for air service and 1000PSI hydraulic.
Designed with a high factor of safety for the widest possible variety of industrial applications.

Bore sizes from ¾" to 2" diameter. Strokes to 24" and longer strokes upon request.
All models made with aluminum heads, shaped round, square—your choice. (or combination)
All Air ATA cylinder bodies (tubes) are brass.
Hydraulic HTA cylinders ¾", 1" bore—tubes in brass.
Hydraulic HTA cylinders 1¼", 1½", 2" bore—tubes in steel.

Models with prefix "A" are for air service (ATA).
Models with prefix "H" are for hydraulic service (HTA).

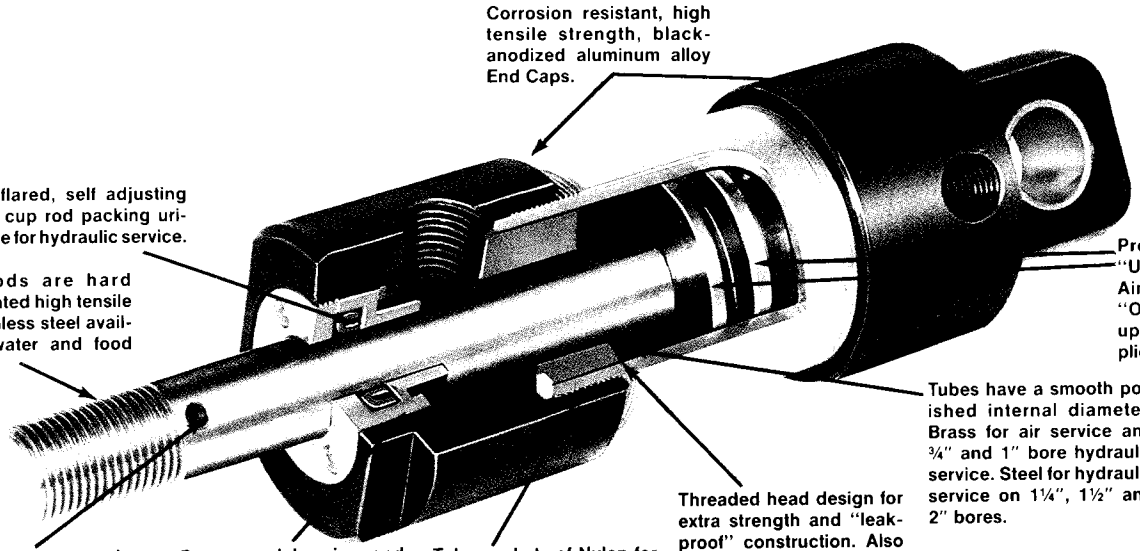

E. & O.E.

Our high quality construction allows for long, hard wear and use—Quality since 1948.

AHP SERIES TA — Air: 250PSI — Hydraulic: 1000PSI — ¾" Bore Cylinders

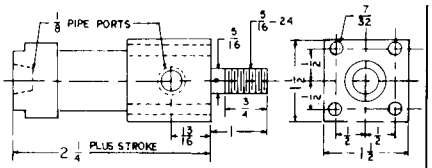

ROD END FACE MOUNT — DOUBLE ACTING MODEL TA-14

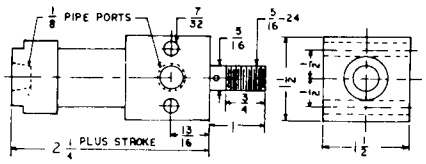

SIDE MOUNT — DOUBLE ACTING MODEL TA-12

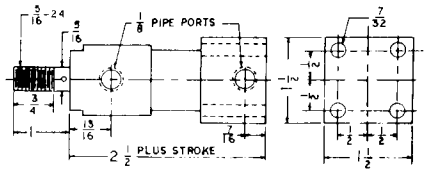

BLIND END FACE MOUNT — DOUBLE ACTING MODEL TA-24

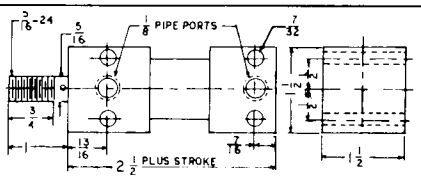

SIDE MOUNT — DOUBLE ACTING MODEL TA-5

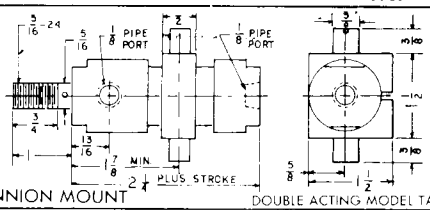

TRUNNION MOUNT — DOUBLE ACTING MODEL TA-4

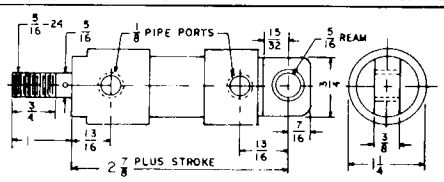

PIVOT MOUNT — DOUBLE ACTING MODEL TA-3

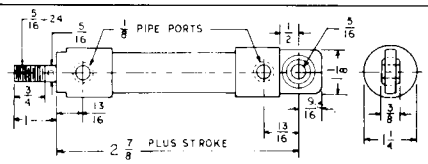

SPHERICAL PIVOT MOUNT — DOUBLE ACTING MODEL TA-3S

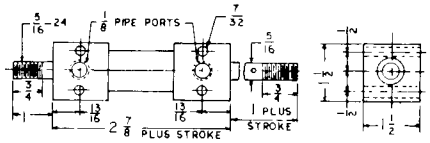

SIDE FLUSH MOUNT — DOUBLE ROD END — DOUBLE ACTING MODEL TA-16

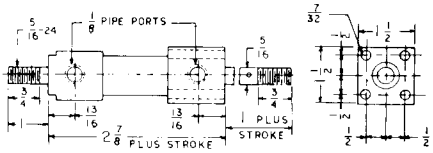

ROD END FACE MOUNT — DOUBLE ROD END — DOUBLE ACTING MODEL TA-26

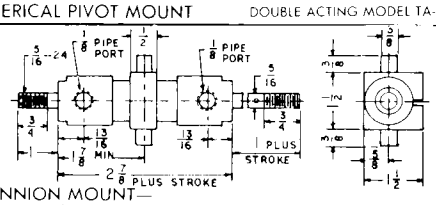

TRUNNION MOUNT — DOUBLE ROD END — DOUBLE ACTING MODEL TA-46

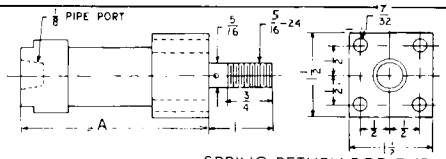

STROKE	1	2	3	4
A	3 3/4	5 1/4	7 1/4	9 1/4

SPRING RETURN ROD END FACE MOUNT — SINGLE ACTING MODEL TA-14R

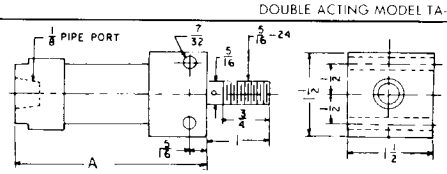

STROKE	1	2	3	4
A	3 3/4	5 1/4	7 1/4	9 1/4

SPRING RETURN SIDE MOUNT — SINGLE ACTING MODEL TA-12R

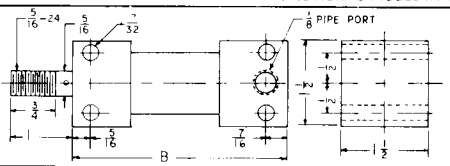

STROKE	1	2	3	4
B	4	5 1/2	7 1/2	9 1/2

SPRING RETURN SIDE MOUNT — SINGLE ACTING MODEL TA-5R

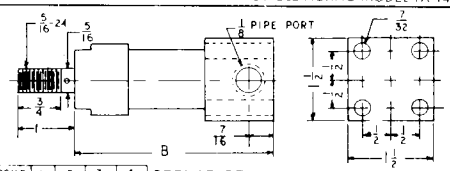

STROKE	1	2	3	4
B	4	5 1/2	7 1/2	9 1/2

SPRING RETURN — BLIND END FACE MOUNT — SINGLE ACTING MODEL TA-24R

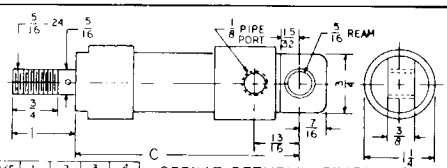

STROKE	1	2	3	4
C	4 3/8	5 7/8	7 7/8	9 7/8

SPRING RETURN—PIVOT MOUNT — SINGLE ACTING MODEL TA-3R

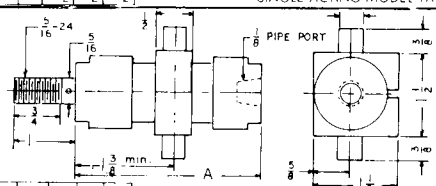

STROKE	1	2	3	4
A	3 3/4	5 1/4	7 1/4	9 1/4

SPRING RETURN—TRUNNION MOUNT — SINGLE ACTING MODEL TA-4R

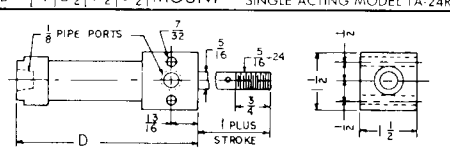

STROKE	1	2	3	4
D	4 3/8	5 7/8	7 7/8	9 7/8

SPRING EXTENDED—SIDE MOUNT — SINGLE ACTING MODEL TA-12E

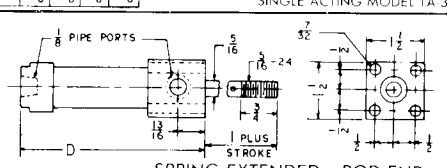

STROKE	1	2	3	4
D	4 3/8	5 7/8	7 7/8	9 7/8

SPRING EXTENDED—ROD END FACE MOUNT — SINGLE ACTING MODEL TA-14E

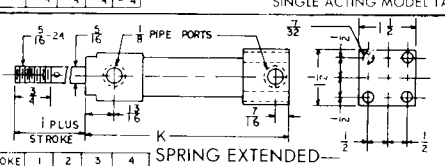

STROKE	1	2	3	4
K	4 5/8	6 1/8	8 1/8	10 1/8

SPRING EXTENDED— BLIND END FACE MOUNT — SINGLE ACTING MODEL TA-24E

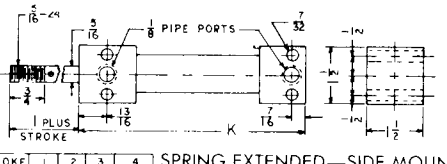

STROKE	1	2	3	4
K	4 5/8	6 1/8	8 1/8	10 1/8

SPRING EXTENDED—SIDE MOUNT — SINGLE ACTING MODEL TA-5E

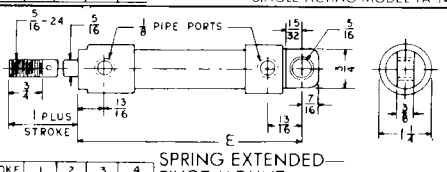

STROKE	1	2	3	4
E	4 7/8	6 3/8	8 3/8	10 3/8

SPRING EXTENDED— PIVOT MOUNT — SINGLE ACTING MODEL TA-3E

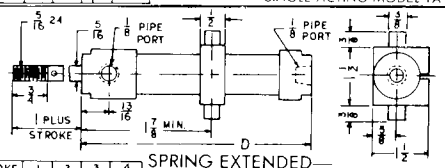

STROKE	1	2	3	4
D	4 3/8	5 7/8	7 7/8	9 7/8

SPRING EXTENDED— TRUNNION MOUNT — SINGLE ACTING MODEL TA-4E

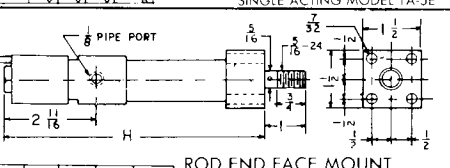

STROKE	1	2	3	4
H	6 5/16	7 13/16	9 13/16	11 13/16

ROD END FACE MOUNT — SINGLE ACTING SOLENOID OPERATED MODEL TA 24 V

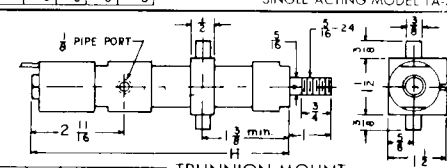

STROKE	1	2	3	4
H	6 5/16	7 13/16	9 13/16	11 13/16

TRUNNION MOUNT — SINGLE ACTING SOLENOID OPERATED MODEL TA 4 V

Mounting Accessories for TA Cylinders

Rod Clevis & Pin

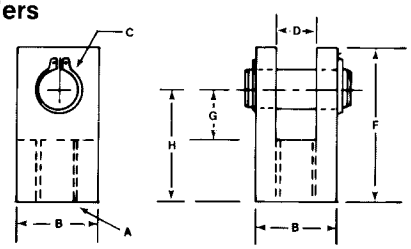

TA DIMENSIONS FOR ROD CLEVIS & PIN							
PART NO.	A	B	C	D	F	G	H
C-312	5/16-24	3/4	5/16	3/8	1-1/4	7/16	15/16
C-375	3/8-24	3/4	5/16	3/8	1-1/4	7/16	15/16
C-437	7/16-20	1	1/2	1/2	1-7/8	5/8	1-3/8
C-500	1/2-20	1	1/2	1/2	1-7/8	5/8	1-3/8
C-625	5/8-18	1	1/2	1/2	1-7/8	5/8	1-3/8
C-750	3/4-16	1-1/4	5/8	5/8	2-1/4	7/8	1-5/8

AHP SERIES TA — Air: 250PSI — Hydraulic: 1000PSI — 1" Bore Cylinders

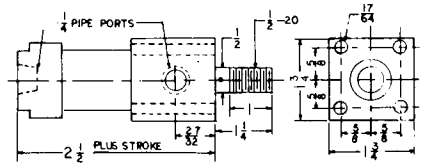

ROD END FACE MOUNT — DOUBLE ACTING MODEL TA-14

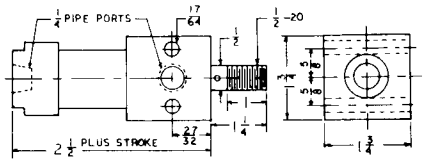

SIDE MOUNT — DOUBLE ACTING MODEL TA-12

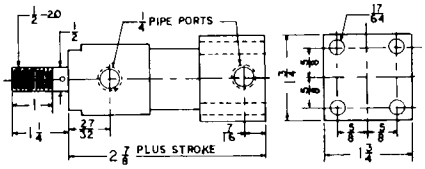

BLIND END FACE MOUNT — DOUBLE ACTING MODEL TA-24

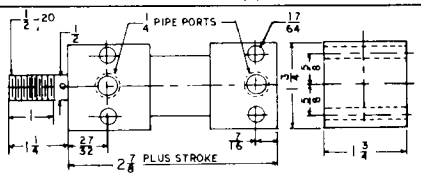

SIDE MOUNT — DOUBLE ACTING MODEL TA-5

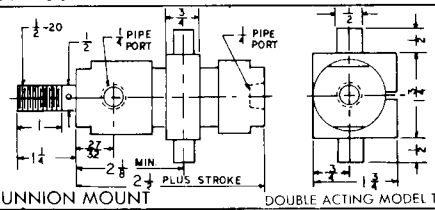

TRUNNION MOUNT — DOUBLE ACTING MODEL TA-4

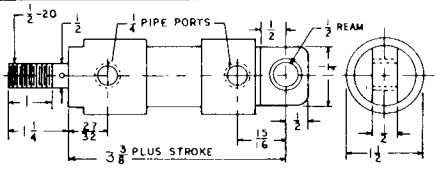

PIVOT MOUNT — DOUBLE ACTING MODEL TA-3

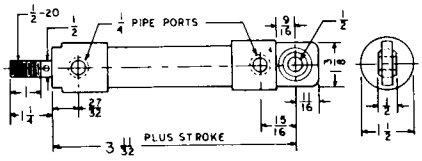

SPHERICAL PIVOT MOUNT — DOUBLE ACTING MODEL TA-3S

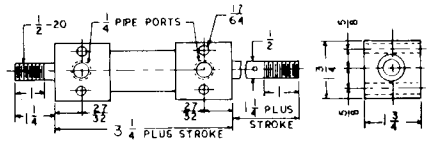

SIDE FLUSH MOUNT— DOUBLE ROD END — DOUBLE ACTING MODEL TA-16

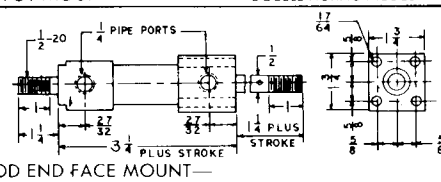

ROD END FACE MOUNT— DOUBLE ROD END — DOUBLE ACTING MODEL TA-26

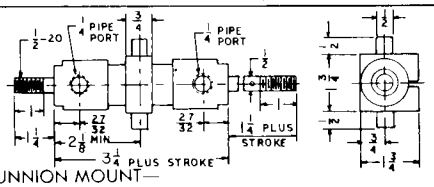

TRUNNION MOUNT— DOUBLE ROD END — DOUBLE ACTING MODEL TA-46

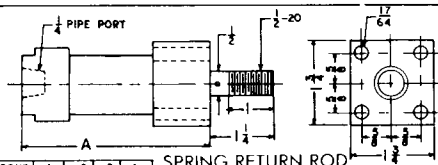

STROKE	1	2	3	4
A	3 7/8	5 3/8	7 3/8	9 3/8

SPRING RETURN ROD END FACE MOUNT — SINGLE ACTING MODEL TA-14R

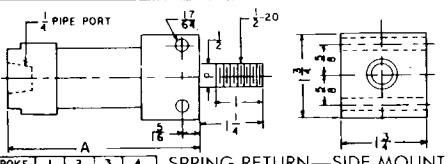

STROKE	1	2	3	4
A	3 7/8	5 3/8	7 3/8	9 3/8

SPRING RETURN—SIDE MOUNT — SINGLE ACTING MODEL TA-12R

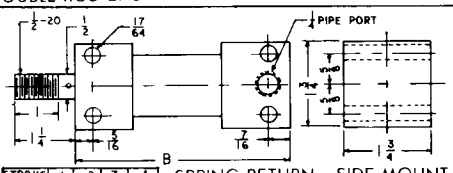

STROKE	1	2	3	4
B	4 1/4	5 3/4	7 3/4	9 3/4

SPRING RETURN—SIDE MOUNT — SINGLE ACTING MODEL TA-5R

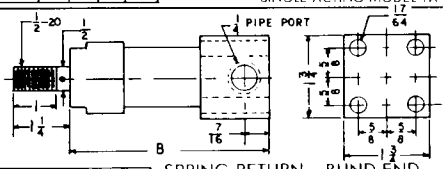

STROKE	1	2	3	4
B	4 1/4	5 3/4	7 3/4	9 3/4

SPRING RETURN—BLIND END FACE MOUNT — SINGLE ACTING MODEL TA-24R

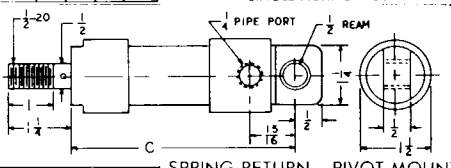

STROKE	1	2	3	4
C	4 3/4	6 1/4	8 1/4	10 1/4

SPRING RETURN—PIVOT MOUNT — SINGLE ACTING MODEL TA 3R

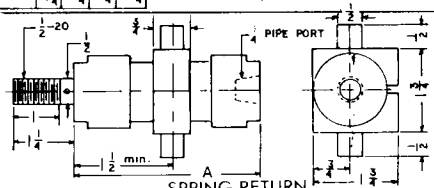

STROKE	1	2	3	4
A	3 7/8	5 3/8	7 3/8	9 3/8

SPRING RETURN —TRUNNION MOUNT — SINGLE ACTING MODEL TA-4R

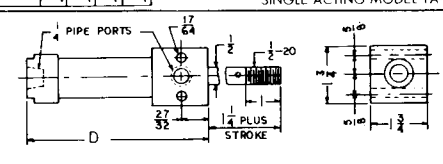

STROKE	1	2	3	4
D	4 1/2	6	8	10

SPRING EXTENDED—SIDE MOUNT — SINGLE ACTING MODEL TA-12E

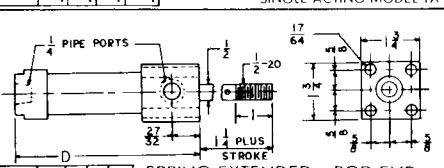

STROKE	1	2	3	4
D	4 1/2	6	8	10

SPRING EXTENDED—ROD END FACE MOUNT — SINGLE ACTING MODEL TA-14E

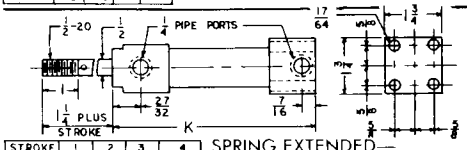

STROKE	1	2	3	4
K	4 7/8	6 3/8	8 3/8	10 3/8

SPRING EXTENDED— BLIND END FACE MOUNT — SINGLE ACTING MODEL TA-24E

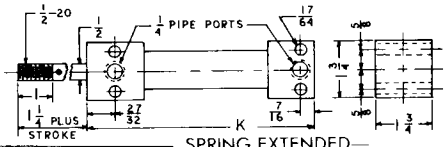

STROKE	1	2	3	4
K	4 7/8	6 3/8	8 3/8	10 3/8

SPRING EXTENDED— SIDE MOUNT — SINGLE ACTING MODEL TA-5E

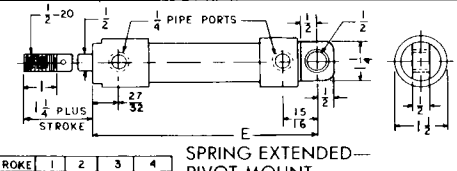

STROKE	1	2	3	4
E	5 3/8	6 7/8	8 7/8	10 7/8

SPRING EXTENDED— PIVOT MOUNT — SINGLE ACTING MODEL TA-3E

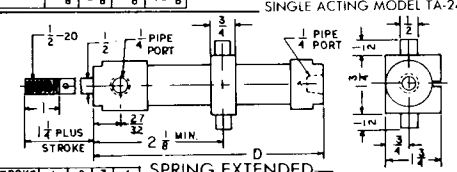

STROKE	1	2	3	4
D	4 1/2	6	8	10

SPRING EXTENDED— TRUNNION MOUNT — SINGLE ACTING MODEL TA-4E

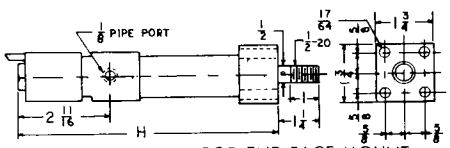

STROKE	1	2	3	4
H	6 7/16	7 15/16	9 15/16	11 15/16

ROD END FACE MOUNT — SINGLE ACTING SOLENOID OPERATED MODEL TA 24 V

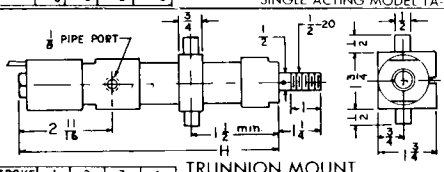

STROKE	1	2	3	4
H	6 7/16	7 15/16	9 15/16	11 15/16

TRUNNION MOUNT — SINGLE ACTING SOLENOID OPERATED MODEL TA 4 V

Mounting Accessories for TA Cylinders

Rod End Bracket

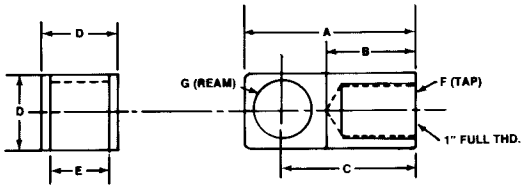

TA DIMENSIONS FOR ROD END BRACKET

PART NO.	A	B	C	D	E	F	G
M-312	1-5/8	15/16	1-5/16	5/8	3/8	5/16-24	5/16
M-375	1-5/8	15/16	1-5/16	5/8	3/8	3/8-24	5/16
M-437	2-3/16	1	1-11/16	7/8	3/4	7/16-20	1/2
M-500	2-3/16	1	1-11/16	7/8	3/4	1/2-20	5/8
M-505	2-3/16	1	1-11/16	7/8	3/4	5/8-18	5/8
M-625	2-1/2	1	1-7/8	1-1/8	1	5/8-18	7/8
M-750	2-1/2	1	1-7/8	1-1/8	1	3/4-16	7/8

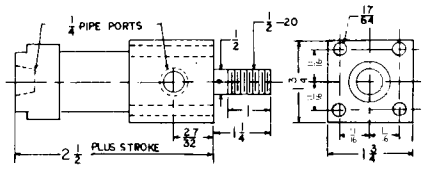

ROD END FACE MOUNT — DOUBLE ACTING MODEL TA-14

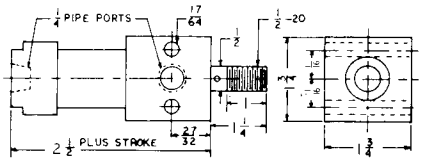

SIDE MOUNT — DOUBLE ACTING MODEL TA-12

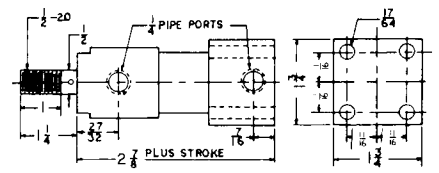

BLIND END FACE MOUNT — DOUBLE ACTING MODEL TA-24

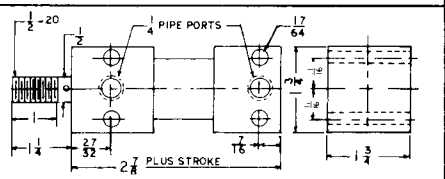

SIDE MOUNT — DOUBLE ACTING MODEL TA-5

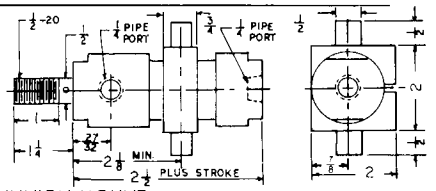

TRUNNION MOUNT — DOUBLE ACTING MODEL TA-4

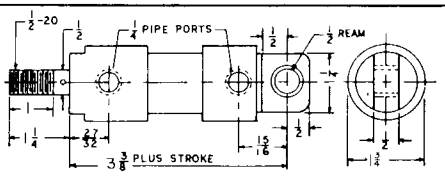

PIVOT MOUNT — DOUBLE ACTING MODEL TA-3

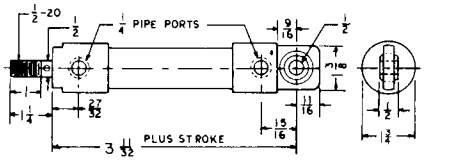

SPHERICAL PIVOT MOUNT — DOUBLE ACTING MODEL TA-3S

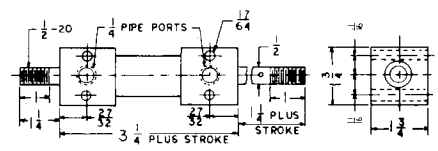

SIDE FLUSH MOUNT—DOUBLE ROD END — DOUBLE ACTING MODEL TA-16

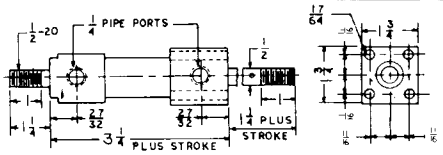

ROD END FACE MOUNT—DOUBLE ROD END — DOUBLE ACTING MODEL TA-26

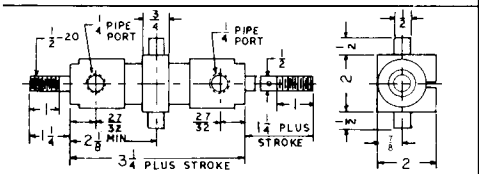

TRUNNION MOUNT—DOUBLE ROD END — DOUBLE ACTING MODEL TA-46

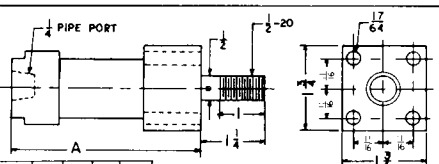

STROKE	1	2	3	4
A	3 7/8	5 3/8	7 3/8	9 3/8

SPRING RETURN ROD END FACE MOUNT — SINGLE ACTING MODEL TA-14R

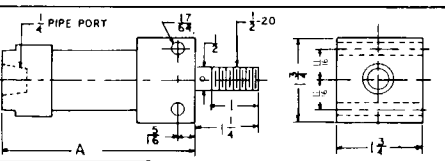

STROKE	1	2	3	4
A	3 7/8	5 3/8	7 3/8	9 3/8

SPRING RETURN—SIDE MOUNT — SINGLE ACTING MODEL TA-12R

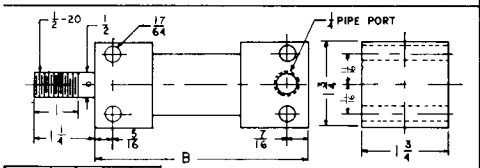

STROKE	1	2	3	4
B	4 1/4	5 3/4	7 3/4	9 3/4

SPRING RETURN—SIDE MOUNT — SINGLE ACTING MODEL TA-5R

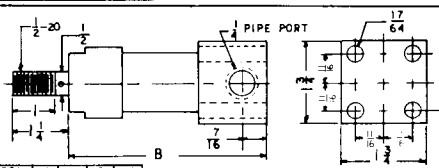

STROKE	1	2	3	4
B	4 1/4	5 3/4	7 3/4	9 3/4

SPRING RETURN—BLIND END FACE MOUNT — SINGLE ACTING MODEL TA-24R

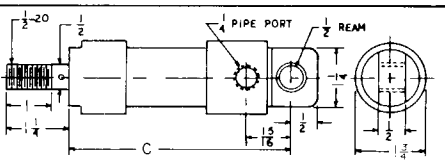

STROKE	1	2	3	4
C	4 3/4	6 1/4	8 1/4	10 1/4

SPRING RETURN—PIVOT MOUNT — SINGLE ACTING MODEL TA-3R

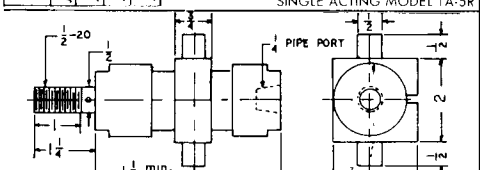

STROKE	1	2	3	4
A	3 7/8	5 3/8	7 3/8	9 3/8

SPRING RETURN—TRUNNION MOUNT — SINGLE ACTING MODEL TA-4R

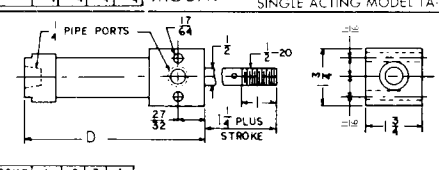

STROKE	1	2	3	4
D	4 1/2	6	8	10

SPRING EXTENDED—SIDE MOUNT — SINGLE ACTING MODEL TA-12E

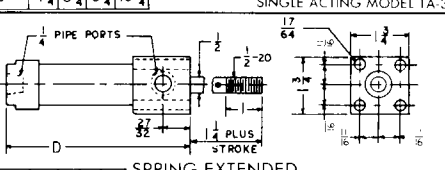

STROKE	1	2	3	4
D	4 1/2	6	8	10

SPRING EXTENDED—ROD END FACE MOUNT — SINGLE ACTING MODEL TA-14E

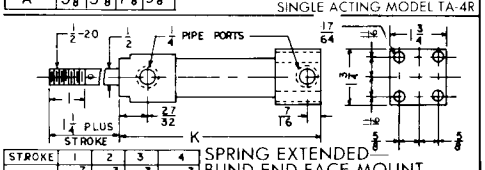

STROKE	1	2	3	4
K	4 7/8	6 3/8	8 3/8	10 3/8

SPRING EXTENDED—BLIND END FACE MOUNT — SINGLE ACTING MODEL TA-24E

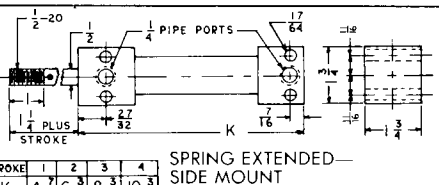

STROKE	1	2	3	4
K	4 7/8	6 3/8	8 3/8	10 3/8

SPRING EXTENDED—SIDE MOUNT — SINGLE ACTING MODEL TA-5E

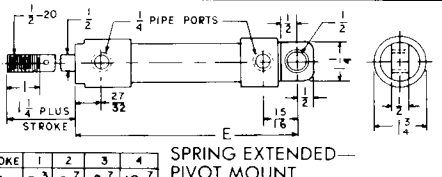

STROKE	1	2	3	4
E	5 3/8	6 7/8	8 7/8	10 7/8

SPRING EXTENDED—PIVOT MOUNT — SINGLE ACTING MODEL TA-3E

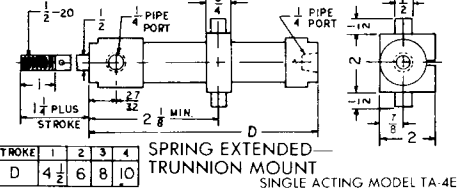

STROKE	1	2	3	4
D	4 1/2	6	8	10

SPRING EXTENDED—TRUNNION MOUNT — SINGLE ACTING MODEL TA-4E

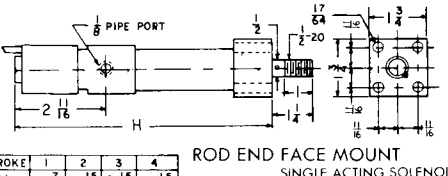

STROKE	1	2	3	4
H	6 7/16	7 15/16	9 15/16	11 15/16

ROD END FACE MOUNT — SINGLE ACTING SOLENOID OPERATED MODEL TA 24 V

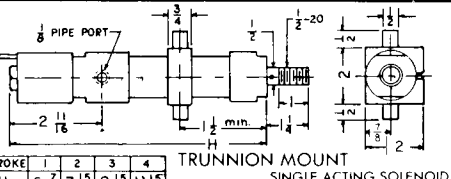

STROKE	1	2	3	4
H	6 7/16	7 15/16	9 15/16	11 15/16

TRUNNION MOUNT — SINGLE ACTING SOLENOID OPERATED MODEL TA 4 V

Mounting Accessories for TA Cylinders

Mounting Bracket

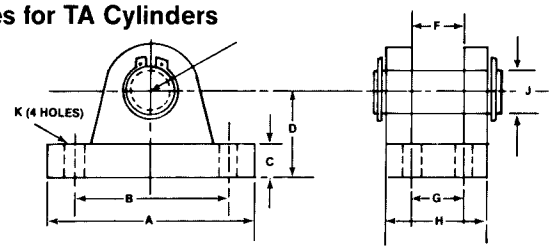

TA DIMENSIONS FOR MOUNTING BRACKET										
PART NO.	A	B	C	D	E	F	G	H	J	K*
F-312	1-1/2	15/16	1/4	11/16	5/16	29/64	N.A.	7/8	5/16	7/32
F-500	2-1/2	1-7/8	3/8	1-1/16	7/16	33/64	5/8	1-1/4	1/2	17/64
F-625	3	2-1/4	7/16	1-1/4	5/8	49/64	3/4	1-1/2	5/8	17/64
F-875	3-3/4	2-7/8	9/16	1-7/8	13/16	1-1/64	1-1/4	1-7/8	7/8	25/64

*F-312 (2) Holes, (4) Holes All Others.

AHP SERIES TA — Air: 250PSI — Hydraulic: 1000PSI — 1½" Bore Cylinders

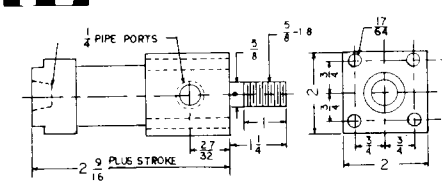

ROD END FACE MOUNT — DOUBLE ACTING MODEL TA-14

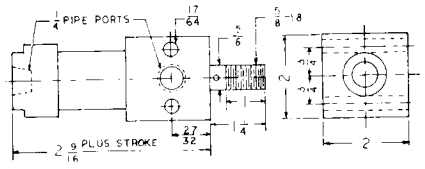

SIDE MOUNT — DOUBLE ACTING MODEL TA-12

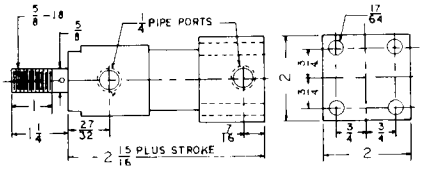

BLIND END FACE MOUNT — DOUBLE ACTING MODEL TA-24

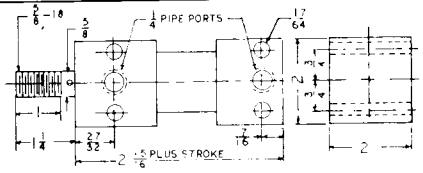

SIDE MOUNT — DOUBLE ACTING MODEL TA-5

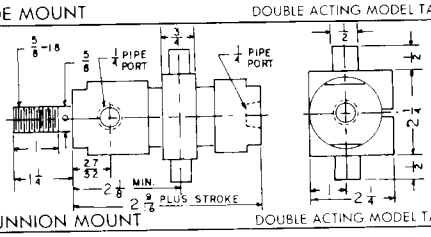

TRUNNION MOUNT — DOUBLE ACTING MODEL TA-4

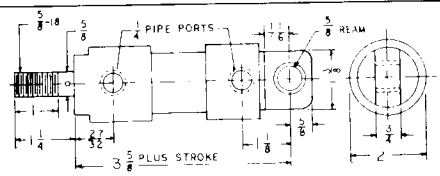

PIVOT MOUNT — DOUBLE ACTING MODEL TA-3

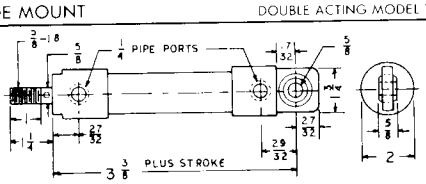

SPHERICAL PIVOT MOUNT — DOUBLE ACTING MODEL TA-3S

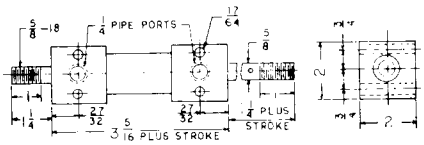

SIDE FLUSH MOUNT — DOUBLE ROD END — DOUBLE ACTING MODEL TA-16

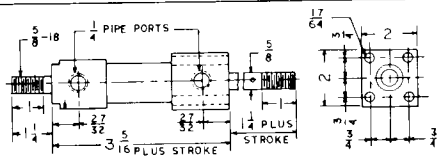

ROD END FACE MOUNT — DOUBLE ROD END — DOUBLE ACTING MODEL TA-26

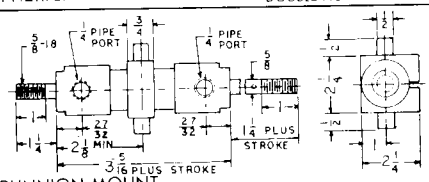

TRUNNION MOUNT — DOUBLE ROD END — DOUBLE ACTING MODEL TA-46

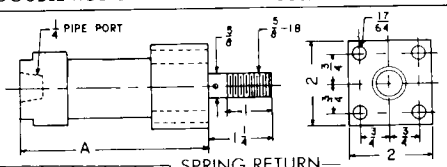

STROKE	1	2	3	4
A	3 15/16	5 7/16	7 7/16	9 7/16

SPRING RETURN — ROD END FACE MOUNT — SINGLE ACTING MODEL TA-14R

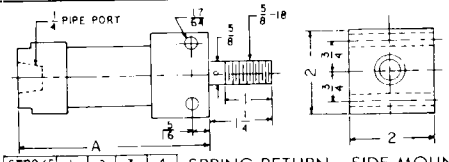

STROKE	1	2	3	4
A	3 15/16	5 7/16	7 7/16	9 7/16

SPRING RETURN — SIDE MOUNT — SINGLE ACTING MODEL TA-12R

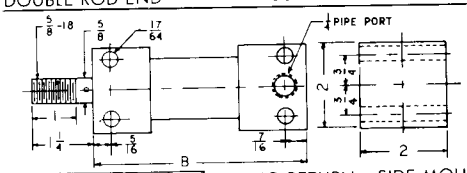

STROKE	1	2	3	4
B	4 5/16	5 13/16	7 13/16	9 13/16

SPRING RETURN — SIDE MOUNT — SINGLE ACTING MODEL TA-5R

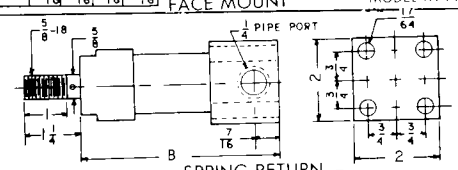

STROKE	1	2	3	4
B	4 5/16	5 13/16	7 13/16	9 13/16

SPRING RETURN — BLIND END FACE MOUNT — SINGLE ACTING MODEL TA-24R

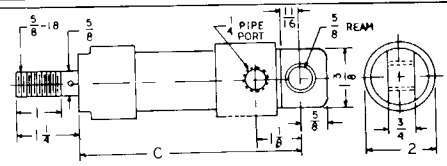

STROKE	1	2	3	4
C	5	6 1/2	8 1/2	10 1/2

SPRING RETURN — PIVOT MOUNT — SINGLE ACTING MODEL TA-3R

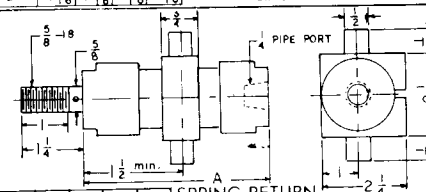

STROKE	1	2	3	4
A	3 15/16	5 7/16	7 7/16	9 7/16

SPRING RETURN — TRUNNION MOUNT — SINGLE ACTING MODEL TA-4R

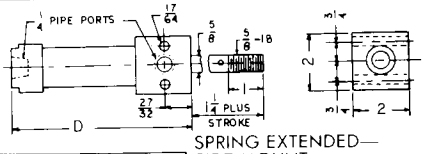

STROKE	1	2	3	4
D	4 9/16	6 1/16	8 1/16	10 1/16

SPRING EXTENDED — SIDE MOUNT — SINGLE ACTING MODEL TA-12E

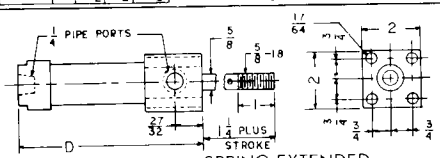

STROKE	1	2	3	4
D	4 9/16	6 1/16	8 1/16	10 1/16

SPRING EXTENDED — ROD END FACE MOUNT — SINGLE ACTING MODEL TA 14E

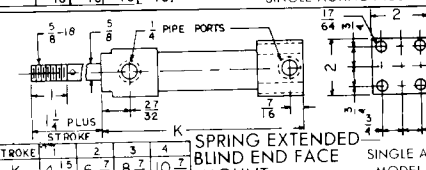

STROKE	1	2	3	4
K	4 15/16	6 7/16	8 7/16	10 7/16

SPRING EXTENDED — BLIND END FACE MOUNT — SINGLE ACTING MODEL TA-24E

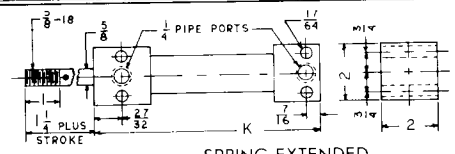

STROKE	1	2	3	4
K	4 15/16	6 7/16	8 7/16	10 7/16

SPRING EXTENDED — SIDE MOUNT — SINGLE ACTING MODEL TA-5E

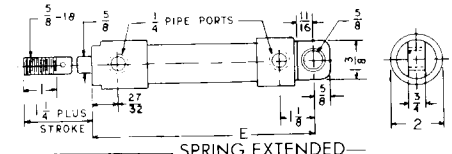

STROKE	1	2	3	4
E	5 5/8	7 1/8	9 1/8	11 1/8

SPRING EXTENDED — PIVOT MOUNT — SINGLE ACTING MODEL TA 3E

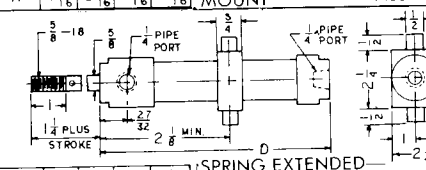

STROKE	1	2	3	4
D	4 9/16	6 1/16	8 1/16	10 1/16

SPRING EXTENDED — TRUNNION MOUNT — SINGLE ACTING MODEL TA-4E

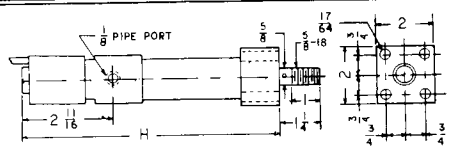

STROKE	1	2	3	4
H	6 1/2	8	10	12

ROD END FACE MOUNT — SINGLE ACTING SOLENOID OPERATED MODEL TA 24 V

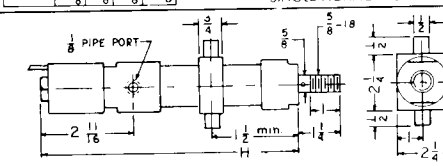

STROKE	1	2	3	4
H	6 1/2	8	10	12

TRUNNION MOUNT — SINGLE ACTING SOLENOID OPERATED MODEL TA 4 V

Mounting Accessories for TA Cylinders

Spherical Rod Eye

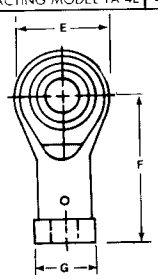

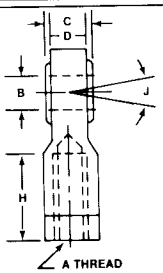

TA DIMENSIONS FOR SPHERICAL ROD END									
PART NO.	A	B	C	D	E	F	G	H	J
S-312	5/16-24	5/16	7/16	11/32	7/8	1-3/8	1/2	3/4	13-1/2°
S-375	3/8-24	3/8	1/2	13/32	1	1-5/8	11/16	15/16	12°
S-437	7/16-20	7/16	9/16	7/16	1-1/8	1-13/16	3/4	1-1/16	14°
S-500	1/2-20	1/2	5/8	1/2	1-5/16	2-1/8	7/8	1-3/16	12°
S-625	5/8-18	5/8	3/4	9/16	1-1/2	2-1/2	1	1-1/2	16°
S-750	3/4-16	3/4	7/8	11/16	1-3/4	2-7/8	1-1/8	1-3/4	13-1/2°

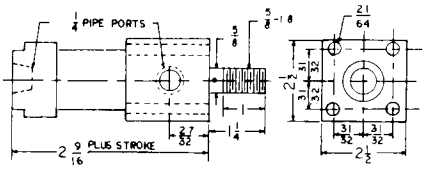

ROD END FACE MOUNT — DOUBLE ACTING MODEL TA-14

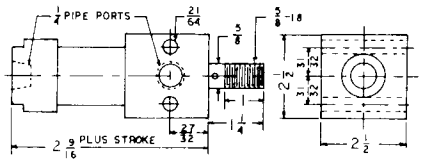

SIDE MOUNT — DOUBLE ACTING MODEL TA-12

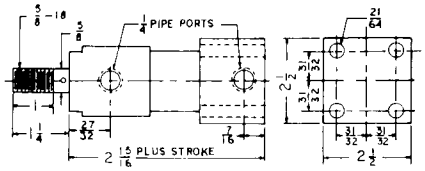

BLIND END FACE MOUNT — DOUBLE ACTING MODEL TA-24

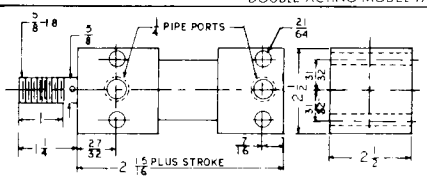

SIDE MOUNT — DOUBLE ACTING MODEL TA-5

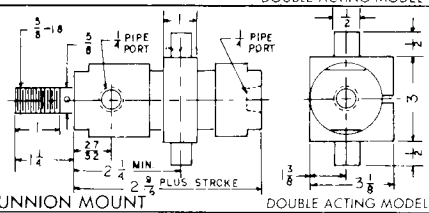

TRUNNION MOUNT — DOUBLE ACTING MODEL TA-4

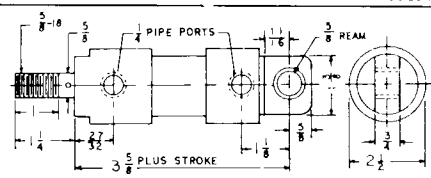

PIVOT MOUNT — DOUBLE ACTING MODEL TA-3

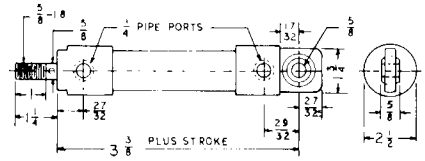

SPHERICAL PIVOT MOUNT — DOUBLE ACTING MODEL TA-3S

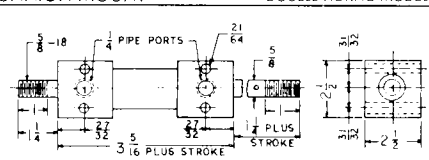

SIDE FLUSH MOUNT— DOUBLE ROD END — DOUBLE ACTING MODEL TA-16

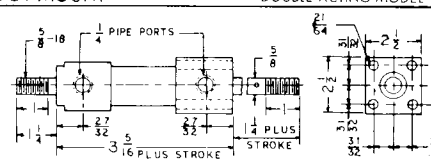

ROD END FACE MOUNT —DOUBLE ROD END — DOUBLE ACTING MODEL TA-26

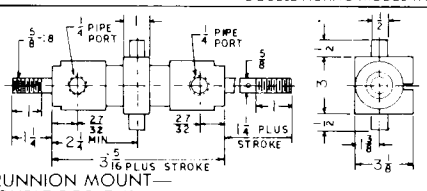

TRUNNION MOUNT— DOUBLE ROD END — DOUBLE ACTING MODEL TA-46

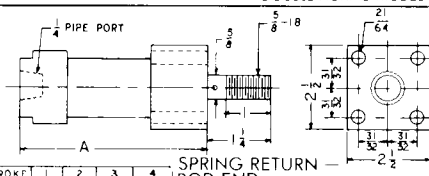

STROKE	1	2	3	4
A	4 5/8	7 1/16	9 1/16	11 1/16

SPRING RETURN — ROD END FACE MOUNT — SINGLE ACTING MODEL TA-14R

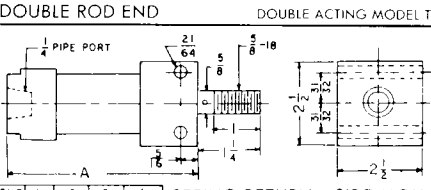

STROKE	1	2	3	4
A	4 5/8	7 1/16	9 1/16	11 1/16

SPRING RETURN—SIDE MOUNT — SINGLE ACTING MODEL TA-12R

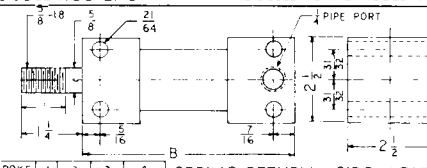

STROKE	1	2	3	4
B	5	7 7/16	9 7/16	11 7/16

SPRING RETURN—SIDE MOUNT — SINGLE ACTING MODEL TA-5R

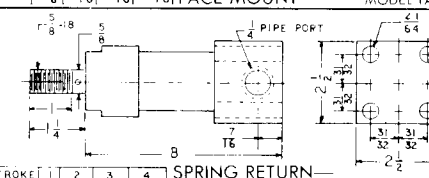

STROKE	1	2	3	4
B	5	7 7/16	9 7/16	11 7/16

SPRING RETURN— BLIND END FACE MOUNT — SINGLE ACTING MODEL TA-24R

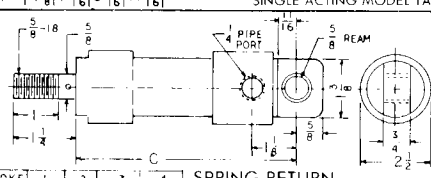

STROKE	1	2	3	4
C	5 11/16	8 1/8	10 1/8	12 1/8

SPRING RETURN PIVOT MOUNT — SINGLE ACTING MODEL TA-3R

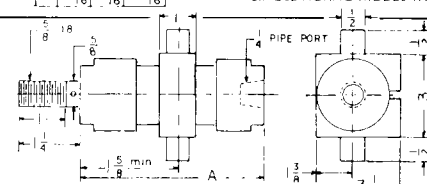

STROKE	1	2	3	4
A	4 5/8	7 1/16	9 1/16	11 1/16

SPRING RETURN— TRUNNION MOUNT — SINGLE ACTING MODEL TA-4R

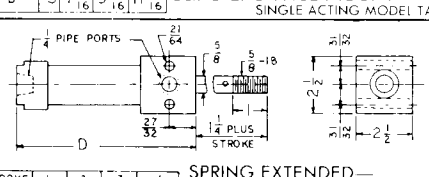

STROKE	1	2	3	4
D	5 1/4	7 11/16	9 11/16	11 11/16

SPRING EXTENDED— SIDE MOUNT — SINGLE ACTING MODEL TA-12E

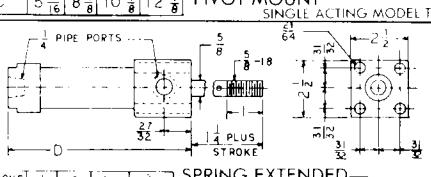

STROKE	1	2	3	4
D	5 1/4	7 11/16	9 11/16	11 11/16

SPRING EXTENDED— ROD END FACE MOUNT — SINGLE ACTING MODEL TA-14E

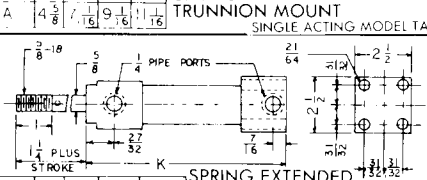

STROKE	1	2	3	4
K	5 5/8	8 1/16	10 1/16	12 1/16

SPRING EXTENDED BLIND END FACE MOUNT — SINGLE ACTING MODEL TA-24E

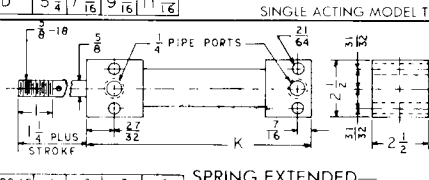

STROKE	1	2	3	4
K	5 5/8	8 1/16	10 1/16	12 1/16

SPRING EXTENDED— SIDE MOUNT — SINGLE ACTING MODEL TA-5E

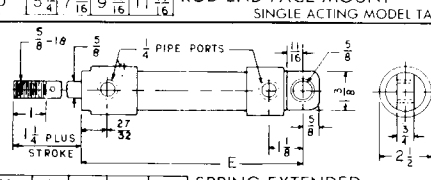

STROKE	1	2	3	4
E	6 5/16	8 3/4	10 3/4	12 3/4

SPRING EXTENDED— PIVOT MOUNT — SINGLE ACTING MODEL TA-3E

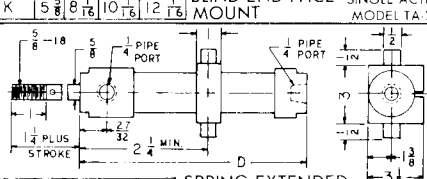

STROKE	1	2	3	4
D	5 1/4	7 11/16	9 11/16	11 11/16

SPRING EXTENDED— TRUNNION MOUNT — SINGLE ACTING MODEL TA-4E

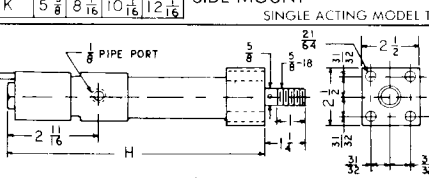

STROKE	1	2	3	4
H	7 3/16	9 5/8	11 5/8	13 5/8

ROD END FACE MOUNT — SINGLE ACTING SOLENOID OPERATED MODEL TA 24 V

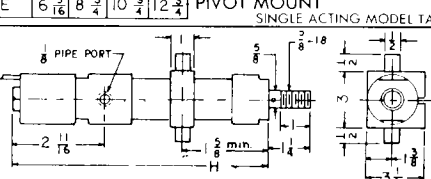

STROKE	1	2	3	4
H	7 3/16	9 5/8	11 5/8	13 5/8

TRUNNION MOUNT — SINGLE ACTING SOLENOID OPERATED MODEL TA 4 V

DESIGN FEATURES

Each cylinder we manufacture is carefully engineered and constructed from the finest selected quality materials. Each cylinder meets AIR & HYDRAULIC POWER, INC. strict quality control standards with regard to workmanship and materials. AIR & HYDRAULIC POWER CYLINDERS are designed for easy installation and minimal maintenance. When maintenance does become necessary the simple design of AIR & HYDRAULIC POWER CYLIDNERS allows ease of service. The compact design allows minimum overall installation dimensions.

All standard cylinders in this brochure can be modified to suit your particular requirements. Contact your nearest AIR & HYDRAULIC POWER, INC representative or factory direct for further information.

Drawings, sketches and dimensions herein are presented for sales purposes only, and not to be used as precise measurements. Always allow clearance for fillet welds on mounts.

AHP Series "TA"—Air & Hydraulic Cylinders

Air Service: 250PSI
Hydraulic Service: 1000PSI

ORDERING AND "EXTRAS" INFORMATION

PARTS LIST FOR SERIES TA CYLINDERS

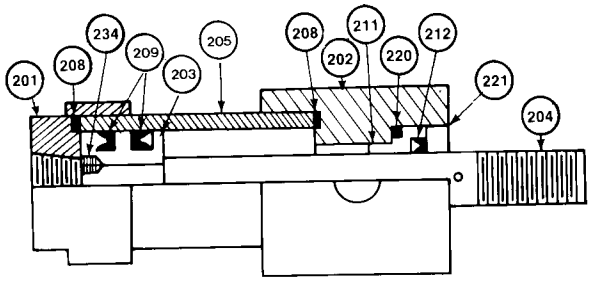

201	Blind End Cap
202	Rod End Cap
203	Piston
204	Rod
205	Tube
208	Tube Seal
209U	Piston Pkg. "U" Cup*
2090	Piston Pkg. "O" Ring**
211	Rod Bearing
212U	Rod Pkg. "U" Cup
240	Pivot Bearing
220	Bearing Seal
221	Bearing Retainer
234	Piston Set Screw
230	Piston & Rod Assy. Includes: 204, 205, 209 & 234
SK-299	Complete Seal Kit for TA Cylinders

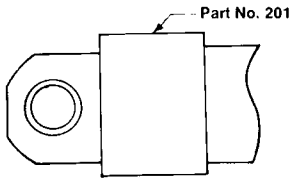

*"U" Cup for air service
**"O" Ring for hydraulic service

PARTS LIST FOR DOUBLE EXTENDED ROD SERIES TA CYLINDERS

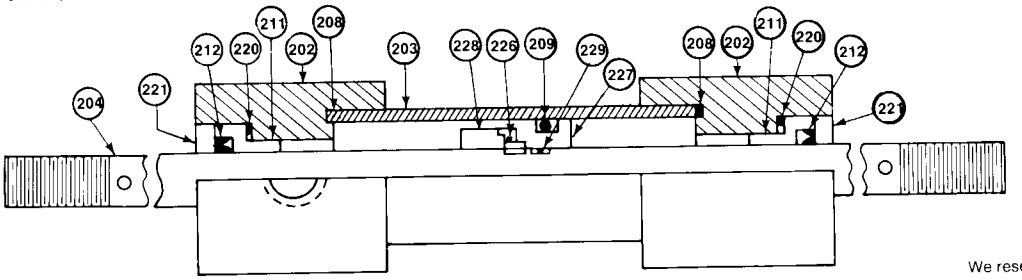

209 "O"	Piston Pkg. "O" Rings
226	Split Key
227	Piston
228	Piston Retaining Nut
229	Piston Rod Seal
231	Piston Rod Assy. Includes: 204, 209, 226, 227, 228 & 229
TA-K-240	Complete Seal Replacement Kit.

WHEN ORDERING SPECIFY:
1. Part Number
2. Model
3. Bore/Stroke
4. Air or Hydraulic
5. Cylinder Serial No

We reserve the right to change any dimensions if necessary.

DIMENSIONS FOR CUSHION OR SPEED CONTROL OPTIONS FOR SERIES TA CYLINDERS.

All TA cylinder models in all bore sizes: add 3/8" per cushion or speed control to body length of cylinder. Not available in single acting models.

Change mounting hole location as shown below for **Model TA-5, TA-12** and **TA-16.** No change for other models.

CYLINDER DIMENSIONS FOR SERIES TA CYLINDERS WITH CUSHION OR SPEED CONTROL

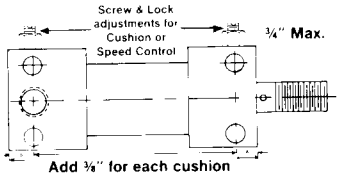

BORE SIZE	A	B
3/4"	21/32"	1/4"
1"	3/4"	11/32"
1-1/4"	3/4"	11/32"
1-1/2"	3/4"	11/32"
2"	5/8"	1/4"

The screw and lock adjustments added to your cylinders, as shown above, will allow you to make fast, slow, medium or any combination speed control cylinder or feed device control, which make our cylinders adaptable to many feed, motion operation and use combinations. We can also supply for repeat, fine adjustment speed control, "micrometer type" controls, for very accurate feed or speed adjustments and contol.

VALVE-IN-HEAD TA CYLINDERS

Made in 3/4", 1", 1½" and 2" bores — single and double acting (in TA series).

This type of actuator (cylinder) was introduced for easy plumbing work. Only one connection is required to a source of air. The rest is done electrically. Stroke lengths are limited to spring lengths and generally do not exceed 4".

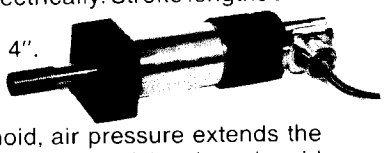

How these units work:

By energizing the solenoid, air pressure extends the cylinder rod (work stroke). De-energizing the solenoid exhausts the air and an internal spring returns the cylinder rod to the start position.

Series TA-V illustrated — 1½" bore x 2" stroke.

MAGNETIC REED LIMIT SWITCHES

Available for most AHP air and hydraulic TA cylinders and actuators.

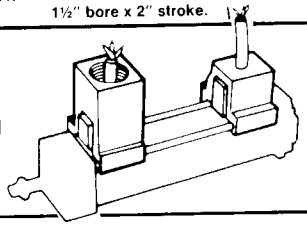

WARRANTY

AIR & HYDRAUIC POWER, INC. guarantees its manufactured products to be free from defective material and/or workmanship for a period of 120 days from date of shipment from our factory. Liability under this guarantee is limited to allowance for credit or replacement of defective parts. AIR & HYDRAULIC POWER, INC. make no other guarantees either expressed or implied.

ORDER DETAILS:

Name _____ Title _____ Phone _____

Company _____ Street Address _____

City _____ State _____ Zip _____

Quantity Required _____ Part No. _____

Item to be used on: _____ Stroke _____ Bore _____

What do you manufacture _____ Other _____

Signature _____

AHP AIR & HYDRAULIC POWER, INC.
Manufacturers of
• Air Cylinders • Hydraulic Cylinders • Mini-Space® Pancake Style Air & Hydraulic Short Stroke Cylinders • Air & Hydraulic Tooling Clamps • Air Valves • Mill Type Hydraulic Cylinders • Hydraulic Valves • Hydraulic Hand Pumps • Accumulators • Filters, Regulators, Lubricators • Positioners, Controls, etc. • Swivels • Shock Absorbers • Accessories • Specials
Box 159, 555 Goffle Rd., Wyckoff, NJ 07481
(201) 447-1589 — FAX 201-447-0302

Represented by: